

DRAMIŃSKI *4Vet Slim*

user friendly • versatile • modern design

- compatible with various probes
- compatible with OPU set
- portable / stationary
- AC plug or battery powered



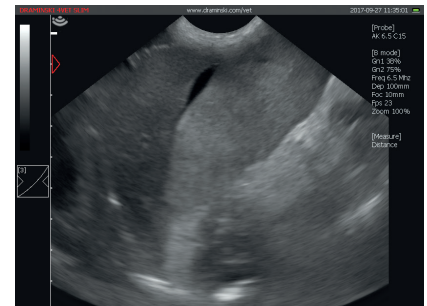
DRAMIŃSKI *4Vet Slim*

PORTABLE VETERINARY ULTRASOUND SCANNER WITH CHANGEABLE ELECTRONICAL PROBES

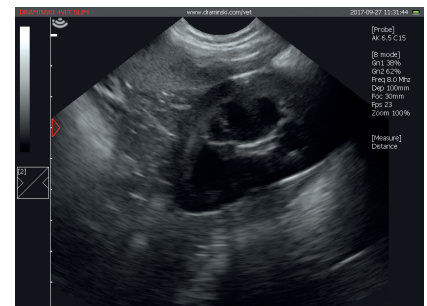


- touch screen 10,4"
- ready to work in 25 sec.
- compatible with various probes
- needle enhancement
- color Doppler
- modern design

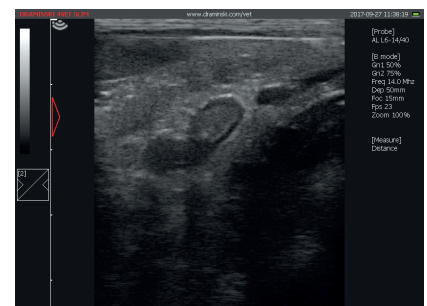
Perfect diagnosis of animals with high quality image



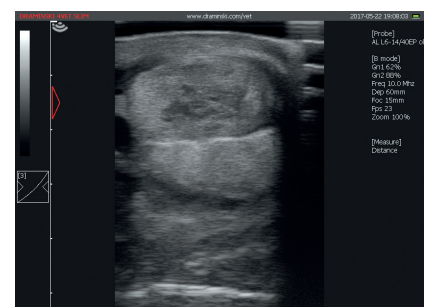
Free liquid in abdomen



Kidney of healthy dog



Adrenal gland of healthy dog



Tendons of flexor muscles of horse

Do you need anything else
for effective work?

Monitor	LCD LED display, diagonal 10,4"
Imaging modes	B, B+B, 4B, M, B+M, Color Doppler, PDI, PWD
External dimensions	width 26 cm, height 25 cm, depth 5,5 cm
Weight	2,8 kg (without probe and battery)
Image managing	zoom 60-300% every 20%, Full screen, image saving, cine loop (256 frames)
Presets	saved, possibility of making new ones
Grayscale	256 shades of gray
Measurements	basic: area, distance, ellipse, grid, stenosis, volume OB/GYN: aging tables for different species
Functions control	capacitive touch screen
Images and cine loops memory	100 GB, images saving and cine loops
Data transfer standard	Dicom 3,0
Probe connection	one port, automatical recognition of probe
External ports	2 x USB 3.0, 1 x LAN, 1 x Display Port
Power supply	AC adapter, Li-Ion battery 14.4 V, 10Ah
Continuous work on battery	about 4 hours
Battery charging time	about 3 hrs (charger type: 3240LI)

