

# **ASTE PORTAFLEBO**

## **I.V STANDS**

### **PIED À PERFUSION**

### **INFUSIONSSTÄNDER**

### **POSTE DE GOTEIO INTRAVENOSO**

### **HASTES SUPORTE DE SORO**

**27841/27843****27842**

- È necessario segnalare qualsiasi incidente grave verificatosi in relazione al dispositivo medico da noi fornito al fabbricante e all'autorità competente dello Stato membro in cui si ha sede.
- All serious accidents concerning the medical device supplied by us must be reported to the manufacturer and competent authority of the member state where your registered office is located.
- Il est nécessaire de signaler tout accident grave survenu et lié au dispositif médical que nous avons livré au fabricant et à l'autorité compétente de l'état membre où on a le siège social.
- Jeder schwere Unfall im Zusammenhang mit dem von uns gelieferten medizinischen Gerät muss unbedingt dem Hersteller und der zuständigen Behörde des Mitgliedsstaats, in dem das Gerät verwendet wird, gemeldet werden.
- Es necesario informar al fabricante y a la autoridad competente del Estado miembro en el que se encuentra la sede sobre cualquier incidente grave que haya ocurrido en relación con el producto sanitario que le hemos suministrado.
- É necessário notificar ao fabricante e às autoridades competentes do Estado-membro onde ele está sediado qualquer acidente grave verificado em relação ao dispositivo médico fornecido por nós.



**27841 I.V. STAND 2 HOOKS****27842 I.V. STAND 4 HOOKS****27843 I.V. STAND - ALLUMINUM - 2 HOOKS****INTRODUCTION**

In accord with Regulation (EU) 2017/745, this product is part of the CLASS I MEDICAL DEVICES. You should carefully read this manual before using this medical device.

**DESCRIPTION**

Telescopic I.V. stand with 2/4 hooks for the support of bags and infusions. Composed of two coaxial tubes in chromed or aluminum steel. Tubular adjustable up to 210 by plastic regulation crank. Equipped with black plastic base with five wheels Ø 50 mm. The device is an aid for the care of the patient who is bedded or with limits functional autonomy.

**COMPONENTS:**

- n.1 tubular section 25 x 1 L.980 mm
- n.1 tubular section 20 x 1 L.1480 mm
- n.1 plastic regulation crank
- n.1 staff phlebo
- n.1 black plastic base with 5 spokes on wheels.

**Assembly material**

For codes 27841/27843:

- n. 1 phleboclysis case in plastic with 2 hooks (code 27845)
- n. 5 wheels Ø 50 mm
- n.1 butterfly screw M6 x 30
- black cape for base

For code 27842:

- n.1 phleboclysis case in chromed steel with 4 hooks (code 27846)
- n. 5 wheels Ø 50 mm
- n.1 butterfly screw M6 x 30
- black cape for base

**ASSEMBLY INSTRUCTIONS:**

1. Take the wheels and insert them into the base.
2. Take the tubular with a larger section (25 x 1.2) equipped with a knob, insert it first into the black cap, then into the base, fix the parts, and screw it into the area below.
3. Take the tubular section with 20 x 1 and insert the tube inside the other until it stops using the plastic regulation crank.
4. For 27841/27843 codes, take the plastic support with two hooks and press to insert the cap at the end of the tubular. If necessary, use a soft hammer to insert it all completely.
5. For 27842 code, fix the support with 4 hooks by castor supplied.

**TECHNICAL DATA**










<b>Measurements</b>	27841 – 27842	Adjustable height 160-210 cm
	27843	Adjustable height 165-210 cm
<b>Weight</b>	27841	2,900 kg
	27842	3,150 kg
	27843	2,080 kg
<b>Max capacity</b>	27841 – 27843	Plastic hook 5 kg each hook
	27842	Plastic hook 2 kg each hook

**WARNINGS!**

- Fix well with the supplied screws.
- Check the locking nuts are tightened.
- Make sure that the parts are locked in their housing.
- Observe the maximum flow rates indicated in the data sheets.
- Avoid direct contact with open wounds.
- Not for use in open environments.

**MAINTENANCE AND CLEANING**

- Use only original spare parts.
- Periodically check all fixing points.
- To preserve at best, it is recommended to avoid prolonged exposure to sunlight, to contact and deposit in saline and very humid environments.
- Wash the stainless steel surfaces with soapy water and use appropriate disinfectants.
- Rinse with a damp cloth and dry thoroughly.
- Do not spill on the surface cleaners containing chlorine or ammonia, fatty and oily substances.
- Do not use cleaning utensils containing iron. If necessary disinfection only use suitable non-corrosive products.

	Keep away from sunlight		Medical Device compliant with Regulation (EU) 2017/745		Keep in a cool, dry place
	Product code		Consult instructions for use		Manufacturer
	Caution: read instructions (warnings) carefully		Lot number		Medical Device

**GIMA WARRANTY TERMS**

The Gima 12-month standard B2B warranty applies.