



Foot Switch FS Data sheet

FS

The Foot Switch is a modular system, developed for use together with LINAK control boxes. The LINAK Foot Switch is designed for control of physiotherapeutic beds, hospital beds, dentist chairs, gynaecologist chairs, computer workstations and working desks etc. It can also be used as a "stand alone" item for industrial applications.

The Foot Switch is introduced as a modular system consisting of four parts: A left and a right pedal unit (each with two pedals) and two different electronic boxes: for one or two channels.



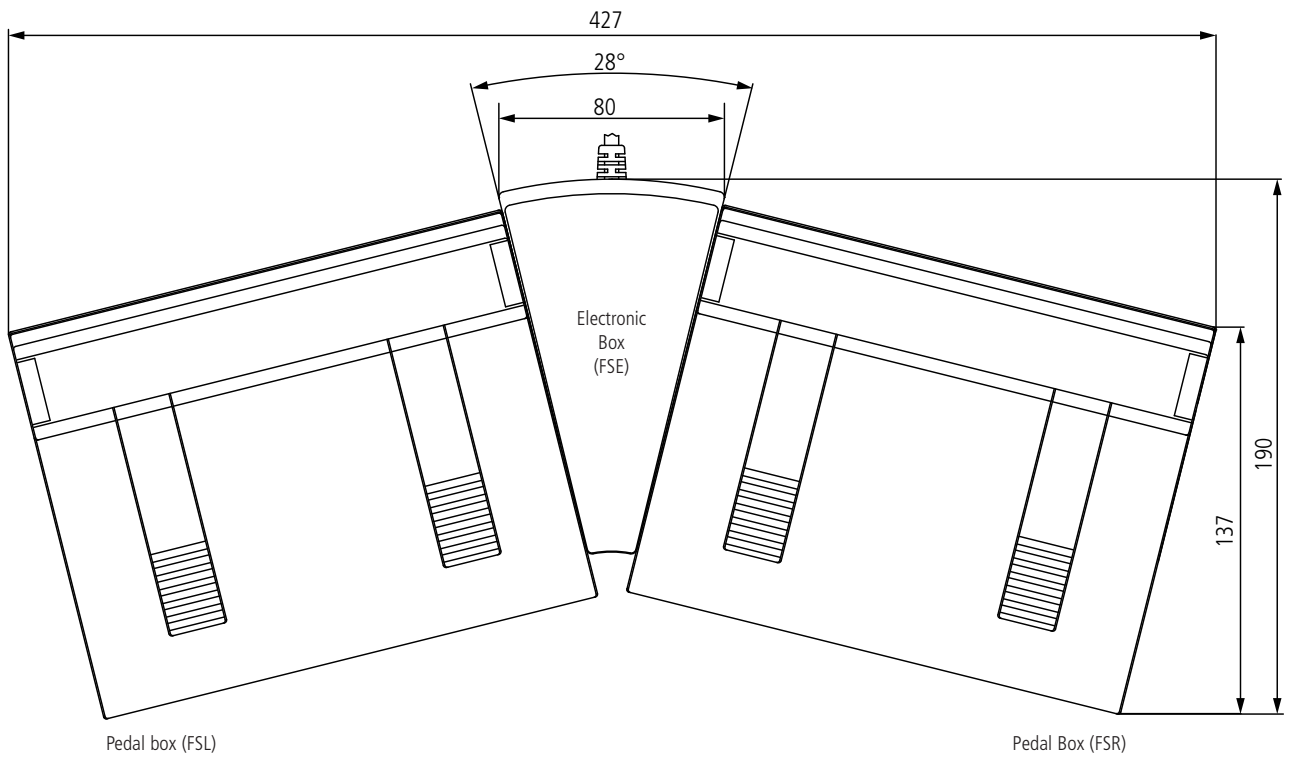
Features:

- To be used together with the following control boxes: CB8, CB9, CB14, CB140, CBJ.
- Protection class: IPX6, on the electronic boxes (not for wash tunnels)
- Colour: grey and dark grey pedals
- Control of one or two channels
- Modular system
- Approx. weight for a pedal unit incl. integrated extra weight: 500 g; a one channel electronic box: 140 g and a two channel electronic box: 185 g
- Approvals: IEC60601-1, ANSI/AAMI ES60601-1 and CAN/CSA-22.2 No 60601-1

Dimension:

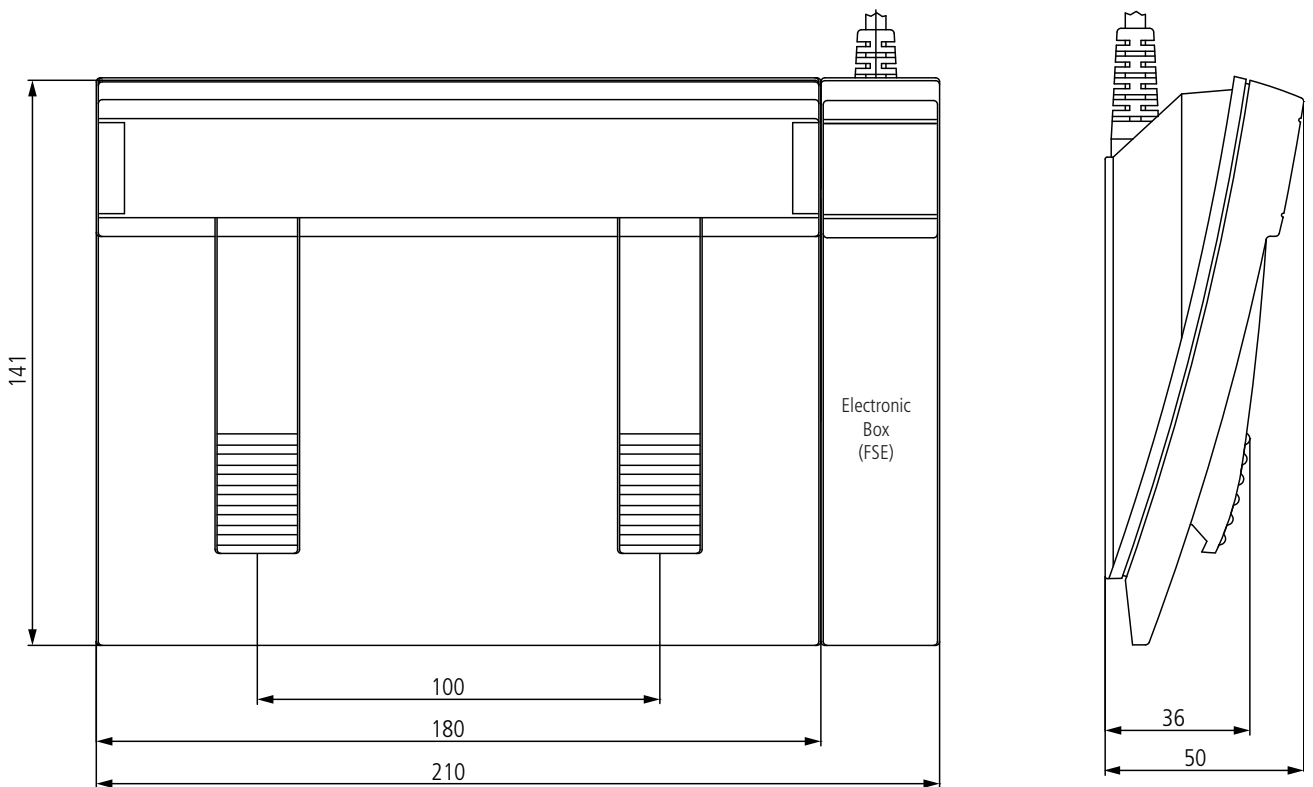
2 channel foot switch system

Pedal box FSR



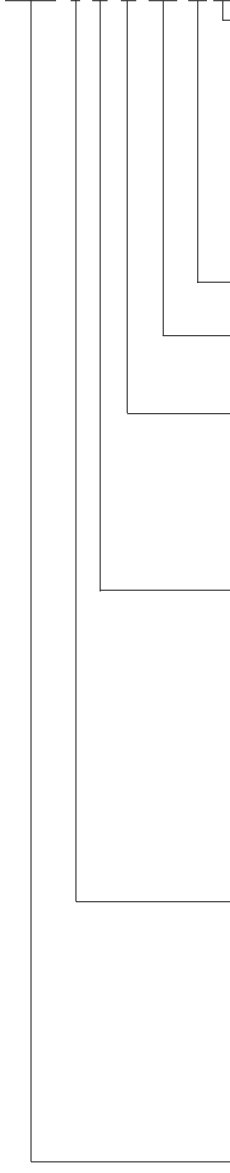
1 channel foot switch system

Pedal box FSL



Ordering Example FSE

FSE 1 2 0 00 1 0



Cable:

0 = 2.3 m straight	black 7 core cable	(not if channel 4 or memory)
1 = 2.3 m straight	black 9 core cable	
2 = 2.3 m straight	grey 7 core cable	(not if channel 4 or memory)
3 = 2.3 m straight	grey 9 core cable	
4 = 0.5 m coiled	black 7 core cable	(not if channel 4 or memory)
5 = 0.6 m coiled	black 9 core cable	
6 = 0.5 m coiled	grey 7 core cable	(not if channel 4 or memory)
7 = 0.6 m coiled	grey 9 core cable	
X = Special		

Protection class: 2 = IPX6

00 = Standard
VV = Must be used with OpenBus

Used for:

0 = Standard type:	As HB4X for CB8, CB9 (not CB9..Px)
B = Standard type:	As HB5XB for CBJ2
E = Matrix type:	As HB4XE for CB14
F = Matrix type:	As E "CB140" only 5 channels
J = Standard type:	As HB5XJ for CBJ1
V = OpenBus (only for special articles)	

Right pedal box: Double type

- 0 = 1 Channel type
- 1 = Channel 1
- 2 = Channel 2
- 3 = Channel 3
- 4 = Channel 4
- 5 = Channel 5 (Only for CB14)
- M = Memory 1 S
- W = Memory S 1
- Y = Special
- C = Lix Edit configurable

01, 02, 03, 04, 05, 0M, 0W or 0Y are not allowed

Left pedal box: Single type

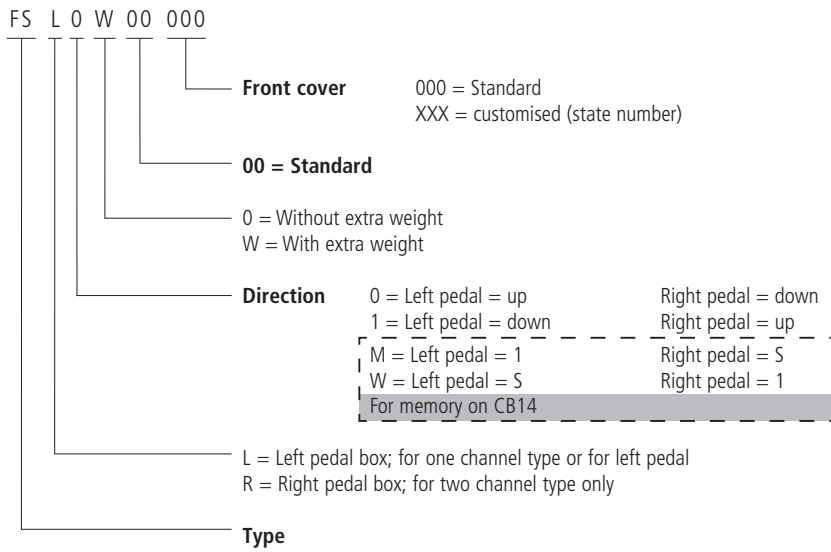
- 1 = Channel 1
- 2 = Channel 2
- 3 = Channel 3
- 4 = Channel 4
- 5 = Channel 5 (Only for CB14)
- M = Memory 1 S
- W = Memory S 1
- Y = Special

10, 20, 30, 40, 50, M0, W0 or Y0 = 1 channel electronic box = 1 channel foot switch

Type

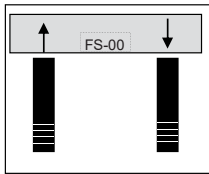
Ordering Example

Pedal box

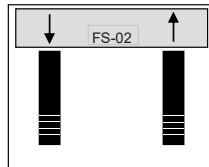


Direction:

FS (L/R) 0 W 0 0 0 0 0



FS (L/R) 1 W 0 0 0 0 0

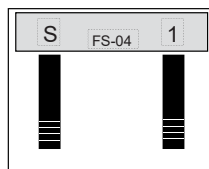


(L/R)=left or right

FS (L/R) M W 0 0 0 0 0



FS (L/R) W W 0 0 0 0 0



When ordering pedal boxes for a 2 channel type, a left and a right pedal box have to be ordered.

Combination possibilities:

	CB8	CB9**	CB14	CBJ1	CBJ2
FSEX0	X	X			
FSEXB					X
FSEXXE			X		
FSEXXF			X1		
FSEXXJ				X	

X1 = Only CB140 (analogue version)

X = Combination allowed

() = Combination not allowed

** = Not CB9..Px

Standard front covers



LINAK® accepts no responsibility for possible errors or inaccuracies in catalogues, brochures, and other material. LINAK reserves the right to change its products without prior notice. LINAK cannot guarantee product availability and reserves the right to discontinue the sale of any product. The user is responsible for determining the suitability of LINAK products for a specific application. All sales are subject to the 'Standard Terms of Sale and Delivery', available on LINAK websites.

LINAK and the LINAK logotype are registered trademarks of LINAK A/S. All rights reserved.